























41 200m Butterfly Men Heat
















Official

 Entries

 Heats

Total 13 years 14 years 15 years 16-18 years

Rank	Competitor	Age	Club	RT	FINA	Result	
1	 Tudgey Alex	16	Swim Timaru	+0.64		2:16.05 Entry: 2:20.16 (- 4.11)	Q
	50m: 29.84		100m: 1:04.42 (34.58)				
	150m: 1:39.55 (35.13)		200m: 2:16.05 (36.50)				
2	 Baggaley O...	18	 Vikings Swi...	+0.65		2:22.23 Entry: 2:28.82 (- 6.59)	Q
	50m: 31.37		100m: 1:07.12 (35.75)				
	150m: 1:44.74 (37.62)		200m: 2:22.23 (37.49)				
3	 Candish Bl...	14	 Whanganui...	+0.66		2:22.51 Entry: 2:37.84 (- 15.33)	Q
	50m: 31.47		100m: 1:07.87 (36.40)				
	150m: 1:45.43 (37.56)		200m: 2:22.51 (37.08)				
4	 McDiarmid-...	16	 Oamaru Sw...			2:23.48 Entry: 2:35.84 (- 12.36)	Q
	50m: 30.48		100m: 1:07.45 (36.97)				
	150m: 1:45.26 (37.81)		200m: 2:23.48 (38.22)				
5	 Titter Flynn	16	 Selwyn Swi...	+0.44		2:24.57 Entry: 2:29.78 (- 5.21)	Q
	50m: 31.38		100m: 1:07.67 (36.29)				
	150m: 1:45.50 (37.83)		200m: 2:24.57 (39.07)				
6	 Crawford L...	15	Swim Timaru	+0.40		2:30.56 Entry: 2:31.10 (- 0.54)	Q
	50m: 32.71		100m: 1:11.08 (38.37)				
	150m: 1:50.35 (39.27)		200m: 2:30.56 (40.21)				
7	 Poulsen Fidel	17	 Bream Bay ...			2:32.46 Entry: 2:22.70 (+ 9.76)	Q
	50m: 32.11		100m: 1:08.80 (36.69)				
	150m: 1:49.02 (40.22)		200m: 2:32.46 (43.44)				
8	 Banks Chase	16	 Nelson Sou...			2:32.57 Entry: 2:33.35 (- 0.78)	Q
	50m: 32.90		100m: 1:11.17 (38.27)				
	150m: 1:51.55 (40.38)		200m: 2:32.57 (41.02)				
9	 Whitehead ...	14	 Aquabladz ...			2:32.92 Entry: 2:40.43 (- 7.51)	Q
	50m: 31.55		100m: 1:10.43 (38.88)				
	150m: 1:51.96 (41.53)		200m: 2:32.92 (40.96)				
10	 Potter Taylor	15	 Jasi Swim ...			2:33.69 Entry: 2:35.43 (- 1.74)	Q
	50m: 34.11		100m: 1:13.40 (39.29)				
	150m: 1:53.64 (40.24)		200m: 2:33.69 (40.05)				
11	 Kim James	14	 Waitaha S...	+0.50		2:37.14 Entry: 2:36.73 (+ 0.41)	Q
	50m: 33.73		100m: 1:12.88 (39.15)				
	150m: 1:54.65 (41.77)		200m: 2:37.14 (42.49)				
12	 Drummond ...	13	 Kiwi West A...			2:37.15 Entry: 2:41.61 (- 4.46)	Q

	50m: 35.13 150m: 1:56.47 (41.11)	100m: 1:15.36 (40.23) 200m: 2:37.15 (40.68)		
13	 Fougere Cole	14  United Swi...	2:37.30 Entry: 2:39.86 (- 2.56)	Q
	50m: 33.70 150m: 1:55.26 (41.56)	100m: 1:13.70 (40.00) 200m: 2:37.30 (42.04)		
14	 Horner Angus	15  Pirates Swi...	2:37.70 Entry: 2:35.57 (+ 2.13)	Q
	50m: 33.86 150m: 1:56.26 (42.01)	100m: 1:14.25 (40.39) 200m: 2:37.70 (41.44)		
15	 Goodfellow...	14  SwimZone ...	2:38.35 Entry: 2:40.55 (- 2.20)	Q
	50m: 34.19 150m: 1:56.34 (41.96)	100m: 1:14.38 (40.19) 200m: 2:38.35 (42.01)		
16	 Cadigan Jake	15  North Cant...	2:39.97 Entry: 2:37.18 (+ 2.79)	Q
	50m: 34.85 150m: 1:56.39 (42.23)	100m: 1:14.16 (39.31) 200m: 2:39.97 (43.58)		
17	 Agent Kobey	13 Stratford A...	2:42.78 Entry: 2:47.23 (- 4.45)	Q
	50m: 35.67 150m: 2:00.66 (43.50)	100m: 1:17.16 (41.49) 200m: 2:42.78 (42.12)		
18	 Yu Victor	13  Porirua City...	2:47.66 Entry: 2:48.22 (- 0.56)	Q
	50m: 35.21 150m: 2:01.71 (44.64)	100m: 1:17.07 (41.86) 200m: 2:47.66 (45.95)		
19	 Lavigne Luca	13  Tawa Swim...	2:54.64 Entry: 2:51.15 (+ 3.49)	Q
	50m: 37.08 150m: 2:08.23 (46.58)	100m: 1:21.65 (44.57) 200m: 2:54.64 (46.41)		
20	 McNabb Fi...	15  Blenheim S... +0.66	2:56.39 Entry: 2:35.59 (+ 20.80)	Q
	50m: 36.71 150m: 2:09.19 (47.23)	100m: 1:21.96 (45.25)		